

Homeseeker*plus*



**Your guide to applying for
affordable housing in
Gloucestershire and West
Oxfordshire**

About the scheme

What is Homeseeker Plus

It is a way of applying for an affordable home in Gloucestershire and West Oxfordshire



You can get more detailed help on the website

www.homeseekerplus.co.uk



You may need help from someone like a friend, family member or support worker



Cheltenham Borough Homes

01242 775168

Cotswold District Council

01285 623300

Forest of Dean District Council

01594 810000

Gloucester City Council

01452 396396

Stroud District Council

01453 754078

Tewkesbury Borough Council

01684 272212

West Oxfordshire Council

01993 861010

How it works

There are 5 steps to applying for a home with Homeseeker Plus:

1.



Register with Homeseeker Plus
www.homeseekerplus.co.uk

2.



Banding - You will receive an email or a letter

3.




Look at adverts for homes on the website.

4.



Bidding for a home you like. You have 3 bids every week. You don't have to use all of them unless your Council tells you that you do.

5.



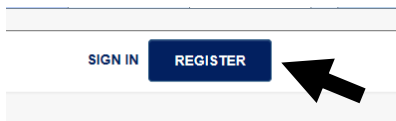
Offer of a home - The landlord will tell you if you have got the home you wanted.

Step 1 - Register



Go to our website:
www.homeseekerplus.co.uk

You will need an email address to register. This will be your user name when you log in.



Click 'Register' and follow the instructions

Fill in the application form. It will ask you questions like:



- Your name
- Date of birth
- National Insurance number
- Where you live
- Who lives with you



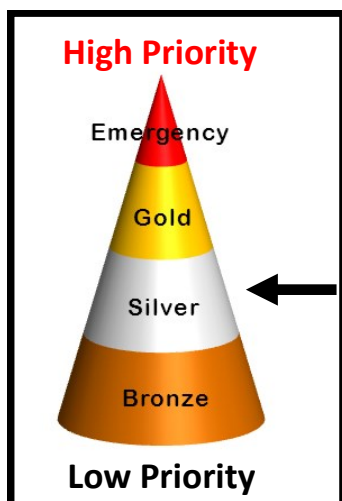
You may need help from someone like a friend, family member or support worker to fill in the form

Step 2 - Banding

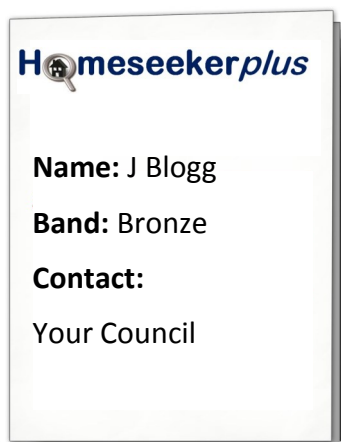
This is how we look at your need for a home



The Council will check your application



Then you will be put into a band. Your Council will send you an email or a letter to tell you what band you are in and why.



The email will also tell you who to contact if you disagree with the your banding.

Step 3 - Look at adverts

To find a home you like, you will need to look for properties every week:



On the website at
www.homeseeckerplus.co.uk



At home on PC, Tablet or
Smartphone



At your local Council Offices



Or in the library, you may need to
book a computer

Step 4 - Bidding for a home


If you find a property you like, you will want to ask for it. We call this bidding.

You can usually make 3 bids per week. You will need to **log in** before you can bid using your email address and the password you chose when you registered.

**You can bid for a property on the
homeseeker plus website
www.homeseekerplus.co.uk:**



From a PC, laptop, mobile phone or tablet.
You will need to log in and click on 'view homes'. If
you see a property you are interested in, click 'bid'



**If you like a property, you have to
bid before 11.59pm Tuesday
night. After this time it is too late
and you will have to look at next
weeks properties.**

Step 5 - Offer of a home

Properties will usually be offered to the person in the highest band, who has been waiting the longest in that band and who is suitable for the property in the advert



Gloucestershire
HOMESEEKER

- J Blogg
- S Smith
- P Jones
- L White

If you are at the top of the list and the property is suitable for you, you will be contacted so that you can see the property with the landlord.



If you like it you will be offered the property



If you don't like it or you are not offered the property, you will need to try again next week.